



SKF service range of imperial tapered roller bearings

Increased availability, flexibility and
versatility with a wide range of cup
and cone combinations



Mix and match cups and cones to meet the needs of your application

Tapered roller bearings are frequently used across many industries due to their excellent ability to accommodate simultaneously acting radial and axial loads. These bearings consist of an outer ring, generally referred to as the "cup", and the inner ring, cage and rollers, which are generally known as the "cone assembly".

Metric tapered roller bearings are typically supplied as complete bearings, while inch-size tapered roller bearings often come as single cups and cone assemblies. *(To learn more about the many designs and configurations of tapered roller bearings please refer to the SKF rolling bearings catalogue – 10000/2 EN.)*

Inch-size tapered roller bearings are sorted into series according to the boundary circle. Within a series various cups and cones can be matched to create a complete bearing. This versatile cup and cone concept offers a wide range of possible combinations to meet the requirements for different outer dimensions.

Bearing data – general

Boundary dimensions:

According to AFBMA Standard 1 (ANSI B3.19) ANSI/ABMA Standard 19.2 has replaced the above standard but does not include dimensions.

Tolerances:

According to ANSI/ABMA Standard 19.2

Designation:

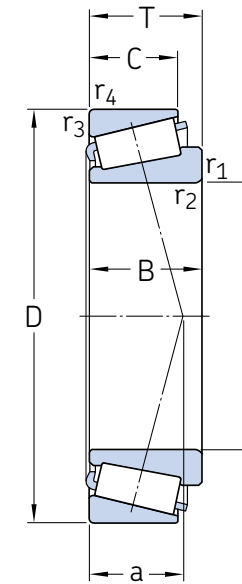
The range is available according to the standard ANSI/ABMA cup and cone numbers. Cups and cones are ordered separately.

Order designations are built with the prefix "SRV" in front of the number as shown in below examples:

Bearing	368 A/362 A consists of cone SRV.368 A and cup SRV.362 A LM 11749/710 consists of cone SRV.LM 11749 and cup SRV.LM 11710	
Single cone	368 A: LM 11749:	designation SRV.368 A designation SRV.LM 11749
Single cup	362 A: LM 11710	designation SRV.362 A designation SRV.LM 11710

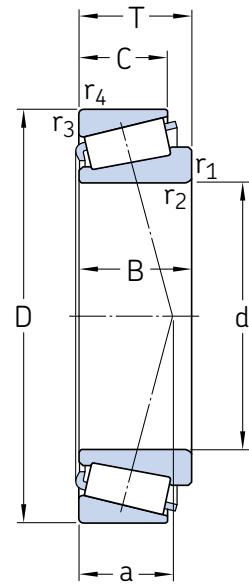


Series cup and cones



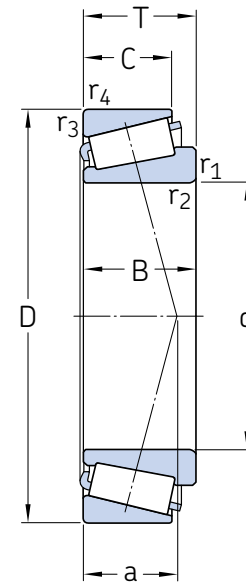
Series	Cone Dimensions			Mass	Designation	Cup Dimensions			Mass	Designation	Assembly width
	d	B	r _{1,2} min.			D	C	r _{3,4} min.			
–	mm/in.			kg/lb.	–	mm/in.			kg/lb.	–	mm/in.
315	41,275	22,403	0,8	0,32	336	80,000	17,826	1,3	0,14	332	21,000
	1.625	0.882	0.03	0.71		3.150	0.702	0.05	0.32		0.827
365	20,638	22,225	3,6	0,34	368 A	88,900	16,513	1,3	0,16	362 A	20,637
	0.813	0.875	0.14	0.76		3.500	0.650	0.05	0.36		0.812
385	57,150	21,946	3,6	0,41	387 A	96,838	15,875	0,8	0,18	382 A	21,000
	2.250	0.864	0.14	0.91		3.813	0.625	0.03	0.39		0.827
	57,150	21,946	2,4	0,42	387	98,425	17,826	0,8	0,23	382	21,000
	2.250	0.864	0.09	0.92		3.875	0.702	0.03	0.50		0.827
395	61,912	21,996	0,8	0,61	392	110,000	18,824	1,3	0,26	394 A	22,000
	2.437	0.866	0.03	1.35		4.331	0.741	0.05	0.58		0.866
	63,500	21,996	3,6	0,58	395	110,000	18,824	1,3	0,26	394 A	22,000
	2.500	0.866	0.14	1.28		4.331	0.741	0.05	0.58		0.866
	68,262	21,996	2,4	0,50	399 A	110,000	18,824	1,3	0,26	394 A	22,000
2.687	0.866	0.09	1.10	4.331		0.741	0.05	0.58	0.866		
455	50,800	29,317	0,8	0,81	455	110,000	27,000	2	0,55	454	27,795
	2.000	1.154	0.03	1.78		4.331	1.063	0.08	1.21		1.094
	57,150	29,317	2,4	0,68	462	107,950	22,225	0,8	0,42	453 A	27,782
2.250	1.154	0.09	1.51	4.250		0.875	0.03	0.93	1.094		
495	85,725	29,769	3,6	0,96	497	136,525	22,225	3,3	0,54	493	57,150
	3.375	1.172	0.14	2.12		5.375	0.875	0.13	1.19		2.250
	85,725	29,769	3,6	0,96	497	133,350	22,225	3,3	0,43	492 A	57,150
3.375	1.172	0.14	2.12	5.250		0.875	0.13	0.94	2.250		
525	50,800	36,068	0,8	0,84	529	101,600	26,988	3,3	0,41	522	34,925
	2.000	1.420	0.03	1.85		4.000	1.063	0.13	0.90		1.375
555	57,150	36,678	3,6	1,41	555 S	123,825	30,162	3,3	0,76	552 A	39,688
	2.250	1.444	0.14	3.12		4.875	1.187	0.13	1.66		1.563
575	82,550	36,098	6,9	1,33	582	139,992	28,575	3,3	0,78	572	36,513
	3.250	1.421	0.27	2.92		5.511	1.125	0.13	1.72		1.438
595	95,250	36,322	5	1,41	594 A	152,400	30,162	3,3	1,05	592 A	39,688
	3.750	1.430	0.20	3.10		6.000	1.187	0.13	2.30		1.563
655	82,550	41,275	3,5	1,86	663	146,050	31,750	3,3	0,88	653	41,275
	3.250	1.625	0.14	4.09		5.750	1.250	0.13	1.94		1.625

Series cup and cones



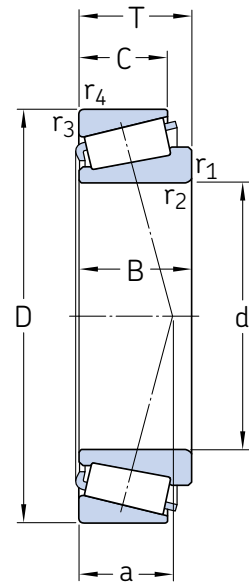
Series	Cone Dimensions			Mass	Designation	Cup Dimensions			Mass	Designation	Assembly width
	d	B	r _{1,2} min.			D	C	r _{3,4} min.			
–	mm/in.			kg/lb.	–	mm/in.			kg/lb.	–	mm/in.
1700	23,812 0.937	19,837 0.781	0,8 0.03	0,14 0.31	1779	56,896 2.240	15,875 0.625	1,3 0.05	0,10 0.22	1729	19,368 0.763
365	20,638 0.813	22,225 0.875	3,6 0.14	0,34 0.76	368 A	88,900 3.500	16,513 0.650	1,3 0.05	0,16 0.36	362 A	20,637 0.812
2500	33,338 1.313	25,357 0.998	3,6 0.14	0,26 0.58	2585	69,850 2.750	19,050 0.750	1,3 0.05	0,17 0.37	2523	23,813
2700	38,100 1.500	25,654 1.010	3,6 0.14	0,31 0.69	2788	76,200 3.000	19,050 0.750	3,3 0.13	0,18 0.40	2720	23,775 0.936
	39,688 1.563	25,654 1.010	3,6 0.14	0,29 0.63	2789	76,200 3.000	19,050 0.750	0,8 0.03	0,19 0.42	2729	23,775 0.936
	33,338 1.313	25,654 1.010	1,6 0.06	0,36 0.80	2790	76,200 3.000	19,050 0.750	0,8 0.03	0,19 0.42	2729	23,775 0.936
	34,925 1.375	25,654 1.010	3,5 0.14	0,34 0.76	2796	76,200 3.000	19,050 0.750	0,8 0.03	0,19 0.42	2729	23,775 0.936
	38,100 1.500	25,654 1.010	1,6 0.06	0,31 0.68	2788 A	76,200 3.000	19,050 0.750	0,8 0.03	0,19 0.42	2729	23,775 0.936
	31,750 1.250	29,997 1.181	0,8 0.03	0,35 0.78	3188	72,626 2.859	23,812 0.937	3,3 0.13	0,22 0.48	3120	30,162 1.187
3300	31,750 1.250	29,997 1.181	3,6 0.14	0,35 0.77	3193	72,626 2.859	23,812 0.937	3,3 0.13	0,22 0.48	3120	30,162 1.187
	34,925 1.375	30,391 1.196	3,6 0.14	0,50 1.10	3379	80,167 3.156	23,812 0.937	3,3 0.13	0,21 0.47	3320	29,370 1.156
	39,688 1.563	30,391 1.196	0,8 0.03	0,43 0.96	3386-T1	80,167 3.156	23,812 0.937	3,3 0.13	0,21 0.47	3320	29,370 1.156
3400	31,750 1.250	29,771 1.172	1,3 0.05	0,48 1.06	3476	79,375 3.125	23,812 0.937	3,3 0.13	0,25 0.56	3420	29,370 1.156
	38,100 1.500	29,771 1.172	3,5 0.14	0,39 0.87	3490	79,375 3.125	23,812 0.937	3,3 0.13	0,25 0.56	3420	29,370 1.156
	45,237 1.781	30,886 1.216	3,6 0.14	0,45 0.99	3586	87,312 3.437	23,812 0.937	3,3 0.13	0,30 0.66	3525	30,163 1.188
3700	50,800 2.000	30,302 1.193	3,6 0.14	0,54 1.20	3780	93,264 3.672	23,812 0.937	3,3 0.13	0,29 0.63	3720	30,163 1.188
3800	41,275 1.625	30,162 1.187	3,6 0.14	0,53 1.16	3877	85,725 3.375	23,812 0.937	3,3 0.13	0,28 0.62	3820	30,163 1.188

Series cup and cones



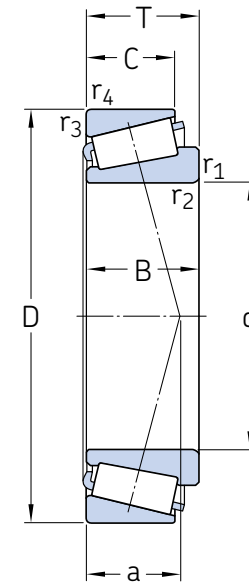
Series	Cone Dimensions			Mass	Designation	Cup Dimensions			Mass	Designation	Assembly width
	d	B	r _{1,2} min.			D	C	r _{3,4} min.			
–	mm/in.			kg/lb.	–	mm/in.			kg/lb.	–	mm/in.
6500	88,900 3.500	55,100 2.169	3,6 0.14	3,08 6.80	6580	161,925 6.375	42,862 1.687	3,3 0.13	1,66 3.65	6535	53,974 2.125
13600	38,100 1.500	19,050 0.750	2 0.08	0,19 0.41	13687	69,012 2.717	15,083 0.594	2,4 0.09	0,10 0.22	13621	19,050 0.750
14000	30,226 1.190	19,583 0.771	0,8 0.03	0,23 0.51	14116	69,012 2.717	15,875 0.625	3,3 0.13	0,13 0.30	14274	19,845 0.781
	34,925 1.375	19,583 0.771	1,6 0.06	0,19 0.43	14137 A	69,012 2.717	15,875 0.625	1,3 0.05	0,13 0.30	14276	19,845 0.781
	31,750 1.250	19,583 0.771	3,6 0.14	0,21 0.46	14125 A	69,012 2.717	15,875 0.625	1,3 0.05	0,13 0.30	14276	19,845 0.781
	31,750 1.250	19,050 0.750		0,15 0.34	15123	62,000 2.441	14,288 0.563	1,3 0.05	0,08 0.18	15245	19,050 0.750
15000	25,400 1.000	20,638 0.813	3,6 0.14	0,21 0.46	15100	61,912 2.437	14,288 0.563	2 0.08	0,08 0.17	15243	19,050 0.750
	25,400 1.000	20,638 0.813	0,8 0.03	0,20 0.44	15101	63,500 2.500	15,875 0.625	1,3 0.05	0,11 0.25	15250	20,637 0.812
	25,400 1.000	20,638 0.813	1,6 0.06	0,21 0.46	15102	63,500 2.500	15,875 0.625	1,3 0.05	0,11 0.25	15250	20,637 0.812
	28,575 1.125	20,638 0.813	0,8 0.03	0,19 0.41	15113	63,500 2.500	15,875 0.625	1,3 0.05	0,11 0.25	15250	20,637 0.812
	29,987 1.181	20,638 0.813	1,3 0.05	0,18 0.39	15117	63,500 2.500	15,875 0.625	1,3 0.05	0,11 0.25	15250	20,637 0.812
	30,213 1.189	20,638 0.813	0,8 0.03	0,18 0.39	15120	63,500 2.500	15,875 0.625	1,3 0.05	0,11 0.25	15250	20,637 0.812
	31,750 1.250	20,638 0.813	0,8 0.03	0,16 0.36	15126	63,500 2.500	15,875 0.625	1,3 0.05	0,11 0.25	15250	20,637 0.812
	25,400 1.000	17,462 0.687	1,3 0.05	0,15 0.32	15578	57,150 2.250	13,495 0.531	1,5 0.06	0,07 0.15	15520	17,462 0.687
	26,988 1.063	17,462 0.687	3,6 0.14	0,14 0.30	15580	57,150 2.250	13,495 0.531	1,5 0.06	0,07 0.15	15520	17,462 0.687
	28,575 1.125	17,462 0.687	3,6 0.14	0,13 0.28	15590	57,150 2.250	13,495 0.531	1,5 0.06	0,07 0.15	15520	17,462 0.687
	19,050 0.750	21,839 0.860	1,6 0.06	0,15 0.34	21075	53,975 2.125	15,875 0.625	2,4 0.09	0,10 0.21	21212	22,225 0.875
	41,275 1.625	23,020 0.906	3,6 0.14	0,28 0.61	24780	76,200 3.000	17,462 0.687	0,8 0.03	0,15 0.33	24720	22,225 0.875

Series cup and cones



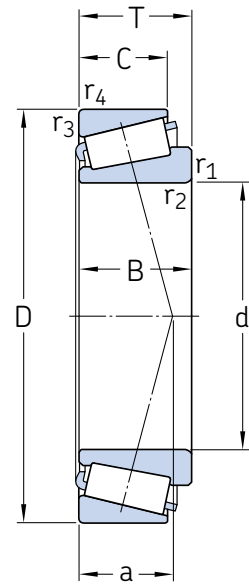
Series	Cone Dimensions			Mass	Designation	Cup Dimensions			Mass	Designation	Assembly width		
	d	B	r _{1,2} min.			D	C	r _{3,4} min.				T	
–	mm/in.			kg/lb.	–	mm/in.			kg/lb.	–	mm/in.		
25500	44,450	25,400	3,6	0,35	25580	82,931	19,050	0,8	0,20	25520	23,813		
	1.750	1.000	0.14	0.78		0.44	0.938						
	45,618	25,400	3,6	0,34		25590	82,931	22,225	2,3		0,25	25523	26,988
	1.796	1.000	0.14	0.74			0.54	1.063					
44,983	25,400	1,6	0,35	25584	82,931	22,225	2,3	0,25	25523	26,988			
1.771	1.000	0.06	0.77		0.54	1.063							
25800	34,925	24,608	1,6	0,30	25877	73,025	19,050	2,3	0,17	25820	23,813		
	1.375	0.969	0.06	0.66		0.37	0.938						
						0.17	0.938						
						73,025	19,050	0,8	0,17	25821	23,813		
						2.875	0.750	0.03	0.37		0.938		
26000	29,987	18,923	1,6	0,22	26118	72,000	15,875	1,5	0,16	26283	19,000		
	1.181	0.745	0.06	0.49		0.35	0.748						
26800	41,275	25,400	3,6	0,34	26882	79,375	19,050	0,8	0,19	26822	23,813		
	1.625	1.000	0.14	0.75		0.41	0.938						
27600	83,345	25,400	0,8	0,71	27689	125,412	19,845	1,5	0,35	27620	25,400		
	3.281	1.000	0.03	1.56		0.76	1.000						
28500	50,800	25,400	3,6	0,45	28580	92,075	19,845	0,8	0,25	28521	24,607		
	2.000	1.000	0.14	0.99		0.54	0.969						
28600	57,150	24,608	3,6	0,46	28682	97,630	19,446	0,8	0,27	28622	24,608		
	2.250	0.969	0.14	1.01		0.59	0.969						
31500	34,925	28,575	1,6	0,40	31594	76,200	23,812	3,3	0,23	31520	29,370		
	1.375	1.125	0.06	0.88		0.51	1.156						
33000	69,850	30,162	3,6	0,83	33275	117,475	23,812	3,3	0,43	33462	30,162		
	2.750	1.187	0.14	1.83		0.96	1.187						
34000	77,788	23,012	1,6	0,61	34306	121,442	17,462	2	0,31	34478	49,202		
	3.063	0.906	0.06	1.34		0.69	1.937						
37000	109,538	21,438	5	0,82	37431 A	158,750	15,875	3,3	0,48	37625	23,020		
	4.313	0.844	0.20	1.82		1.06	0.906						
39500	63,500	30,162	3,6	0,90	39585	112,712	23,812	3,3	0,35	39520	30,163		
	2.500	1.187	0.14	1.97		0.77	1.188						
41000	28,575	24,257	1,6	0,30	41126	72,626	17,462	1,5	0,18	41286	24,607		
	1.125	0.955	0.06	0.66		0.39	0.969						

Series cup and cones



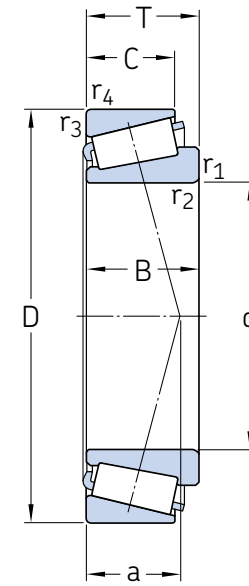
Series	Cone Dimensions			Mass	Designation	Cup Dimensions			Mass	Designation	Assembly width
	d	B	r _{1,2} min.			D	C	r _{3,4} min.			
–	mm/in.			kg/lb.	–	mm/in.			kg/lb.	–	mm/in.
42000	96,838	28,971	3,6	1,15	42381	148,430	21,433	3	0,54	42584	57,150
	3.813	1.141	0.14	2.53		1.20	2.250				
43000	33,338	24,074	2	0,35	43132	79,375	17,462	1,5	0,22	43312	25,400
	1.313	0.948	0.08	0.78		0.48	1.000				
44000	41,275	23,698	2,4	0,44	44162	88,500	17,462	1,6	0,24	44348	25,400
	1.625	0.933	0.09	0.96		0.54	1.000				
47400	69,850	32,545	3,5	1,00	47487	120,000	26,195	0,5	0,49	47420 A	32,545
	2.750	1.281	0.14	2.19		1.07	1.281				
02400	31,750	22,225	3,6	0,22	02475	68,262	17,462	1,5	0,15	02420	22,250
	1.250	0.875	0.14	0.49		0.33	0.876				
05000	15,875	14,381	1,5	0,08	05062	47,000	11,112	1,3	0,05	05185	14,381
	0.625	0.566	0.06	0.18		0.10	0.566				
07000	25,400	14,260	1	0,08	07100	50,005	9,525	1	0,03	07196	13,495
	1.000	0.561	0.04	0.17		0.08	0.531				
	25,400	14,260	1	0,08	07100	51,994	12,700	1,3	0,06	07204	15,011
	1.000	0.561	0.04	0.17		0.14	0.591				
08000	31,750	15,080	1	0,12	08125	58,738	10,716	1	0,06	08231	14,683
	1.250	0.594	0.04	0.27		0.13	0.578				
09000	19,050	19,050	1,3	0,11	09067	49,225	14,288	1,3	0,07	09195	19,845
	0.750	0.750	0.05	0.24		0.14	0.781				
H 715300	71,438	46,038	3,6	1,25	H 715345	122,238	29,718	3,3	0,59	H 715311	46,038
	2.813	1.813	0.14	2.76		1.30	1.813				
HM 212000	66,675	38,354	3,6	1,25	HM 212049	122,238	29,718	3,3	0,59	HM 212011	38,100
	2.625	1.510	0.14	2.76		1.30	1.500				
HM 522600	110,000	46,000	3	2,91	JHM 522649 A	180,000	38,000	2,5	1,50	JHM 522610	47,000
	4.331	1.811	0.12	6.42		3.30	1.850				
HM 801300	44,450	29,370	3,6	0,54	HM 803149	88,900	23,020	3,3	0,32	HM 803110	30,162
	1.750	1.156	0.14	1.19		0.69	1.187				
HM 88500	31,750	27,783	1,3	0,38	HM 88542	73,025	23,020	3,3	0,38	HM 88510	29,370
	1.250	1.094	0.05	0.83		0.83	1.156				

Series cup and cones

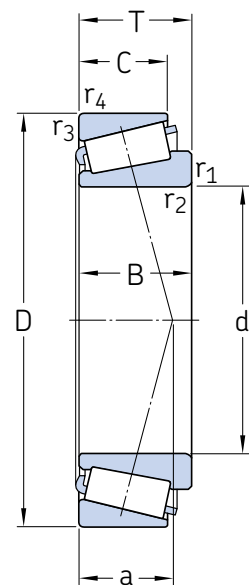


Series	Cone Dimensions			Mass	Designation	Cup Dimensions			Mass	Designation	Assembly width
	d	B	r _{1,2} min.			D	C	r _{3,4} min.			
-	mm/in.			kg/lb.	-	mm/in.			kg/lb.	-	mm/in.
HM 88600	35,717	25,400	3,5	0,29	HM 88648	72,233	19,842	2,3	0,19	HM 88610	25,400
	1,406	1,000	0,14	0,64		2,844	0,781	0,09	0,41		1,000
	34,925	25,400	2,4	0,30		72,233	19,842	2,3	0,19		25,400
	1,375	1,000	0,09	0,66	2,844	0,781	0,09	0,41		1,000	
HM 89400	36,512	28,575	3,6	0,37	HM 89449	76,200	23,020	3,3	0,25	HM 89410	29,369
	1,437	1,125	0,14	0,82		3,000	0,906	0,13	0,55		1,156
L 44600	25,400	14,732	1,3	0,09	L 44643	50,292	10,668	1,3	0,04	L 44610	14,224
	1,000	0,580	0,05	0,19		1,980	0,420	0,05	0,09		0,560
	26,988	14,732	3,6	0,08		50,292	10,668	1,3	0,04		14,224
	1,063	0,580	0,14	0,17	1,980	0,420	0,05	0,09		0,560	
L 45400	29,000	14,732	3,6	0,08	L 45449	50,292	10,668	1,3	0,04	L 45410	14,224
	1,142	0,580	0,14	0,17		1,980	0,420	0,05	0,08		0,560
L 68100	35,000	16,764		0,11	L 68149	59,131	11,938	1,3	0,06	L 68110	15,875
	1,378	0,660		0,25		2,328	0,470	0,05	0,12		0,625
						59,975	11,938	1,2	0,06		15,875
					2,361	0,470	0,05	0,14		0,625	
L 69300	38,000	17,000		0,73	JL 69349	63,000	13,500	1,3	0,07	JL 69310	17,000
	1,496	0,669		1,61		2,480	0,531	0,05	0,16		0,669
L 819300	95,000	20,000	5	0,60	JL 819349	135,000	14,000	2,5	0,26	JL 819310	20,000
	3,740	0,787	0,20	1,32		5,315	0,551	0,10	0,58		0,787
LM 102900	45,242	19,812	3,6	0,20	LM 102949	73,431	15,748	0,8	0,10	LM 102910	19,558
	1,781	0,780	0,14	0,45		2,891	0,620	0,03	0,22		0,770
LM 104900	50,000	21,500	3	0,29	JLM 104948	82,000	17,000	0,5	0,13	JLM 104910	21,500
	1,969	0,846	0,12	0,64		3,228	0,669	0,02	0,28		0,846
	50,800	22,225	3,6	0,29		82,550	16,510	1,3	0,13		21,116
	2,000	0,875	0,14	0,63		3,250	0,650	0,05	0,29		0,831
	50,800	22,225	3,6	0,29		82,931	16,510	1,3	0,14		21,116
	2,000	0,875	0,14	0,63	3,265	0,650	0,05	0,30		0,831	
LM 11700	17,462	14,605	1,3	0,06	LM 11749	39,878	10,668	1,3	0,03	LM 11710	13,843
	0,687	0,575	0,05	0,12		1,570	0,420	0,05	0,06		0,545
LM 11900	19,050	16,637	1,3	0,08	LM 11949	45,237	12,065	1,3	0,04	LM 11910	15,494
	0,750	0,655	0,05	0,17		1,781	0,475	0,05	0,10		0,610

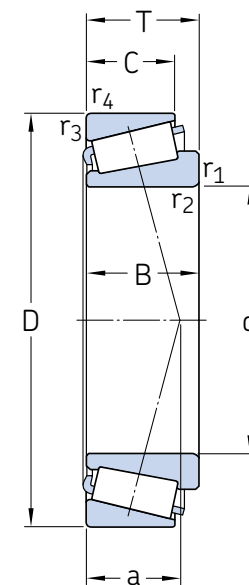
Series cup and cones



Series	Cone Dimensions			Mass	Designation	Cup Dimensions			Mass	Designation	Assembly width
	d	B	r _{1,2} min.			D	C	r _{3,4} min.			
-	mm/in.			kg/lb.	-	mm/in.			kg/lb.	-	mm/in.
LM 12700	21,430	16,637	1,3	0,08	LM 12748	45,237	12,065	1,3	0,04	LM 12710	15,494
	0,844	0,655	0,05	0,18		1,781	0,475	0,05	0,08		0,610
	21,986	16,637	1,3	0,08		45,974	12,065	1,3	0,04		15,494
	0,866	0,655	0,05	0,17	1,810	0,475	0,05	0,10		0,610	
LM 29700	38,100	18,288	2,4	0,15	LM 29749	65,088	13,970	1,3	0,08	LM 29710	18,034
	1,500	0,720	0,09	0,34		2,563	0,550	0,05	0,17		0,710
	38,100	18,288		0,15		65,088	13,970	1,3	0,08		18,034
	1,500	0,720		0,33	2,563	0,550	0,05	0,17		0,710	
LM 300800	40,988	18,000		0,16	LM 300849	67,975	13,500	1,52	0,08	LM 300811	17,500
	1,614	0,709		0,34		2,676	0,531	0,06	0,18		0,689
LM 48500	34,925	18,288		0,16	LM 48548	65,088	13,970	1,3	0,09	LM 48510	18,034
	1,375	0,720		0,36		2,563	0,550	0,05	0,19		0,710
LM 501300	41,275	19,812	3,6	0,22	LM 501349	73,431	14,732	0,8	0,11	LM 501310	19,558
	1,625	0,780	0,14	0,49		2,891	0,580	0,03	0,24		0,770
LM503300	45,987	18,000		0,20	LM503349 A	74,975	14,000	1,5	0,10	LM 503310	18,000
	1,811	0,709		0,44		2,952	0,551	0,06	0,21		0,709
LM 506800	55,000	23,000	1,5	0,36	JLM 506849	90,000	18,500	0,5	0,18	JLM 506810	23,000
	2,165	0,906	0,06	0,80		3,543	0,728	0,02	0,41		0,906
LM603000	45,242	19,842	3,6	0,23	LM 603049	77,788	15,080	0,8	0,12	LM 603011	39,687
	1,781	0,781	0,14	0,51		3,063	0,594	0,03	0,27		1,562
						77,788	16,667	0,8	0,14		42,862
					3,063	0,656	0,03	0,31		1,687	
LM67000	31,750	16,764	0,8	0,12	LM 67049 A	59,131	11,811	1,3	0,06	LM 67010	15,875
	1,250	0,660	0,03	0,26		2,328	0,465	0,05	0,14		0,625
	31,750	16,764		0,12		59,131	11,811	1,3	0,06		15,875
	1,250	0,660		0,26	2,328	0,465	0,05	0,14		0,625	
LM710900	65,000	23,000	3	0,51	JLM 710949 C	105,000	18,500	1	0,24	JLM 710910	24,000
	2,559	0,906	0,12	1,12		4,134	0,728	0,04	0,52		0,945
LM714100	75,000	25,000	3	0,61	JLM 714149	115,000	19,000	2,5	0,27	JLM 714110	25,000
	2,953	0,984	0,12	1,34		4,528	0,748	0,10	0,59		0,984
LM806600	53,975	19,050	2,4	0,30	LM 806649	88,900	13,492	2	0,13	LM 806610	19,050
	2,125	0,750	0,09	0,66		3,500	0,531	0,08	0,30		0,750

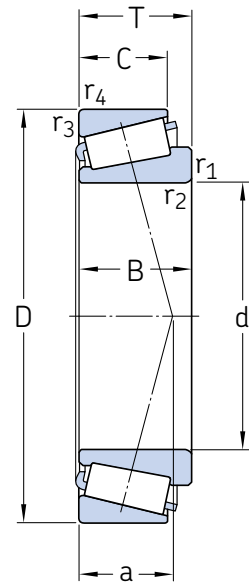


Series	Cone Dimensions			Mass	Designation	Cup Dimensions			Mass	Designation	Assembly width
	d	B	r _{1,2} min.			D	C	r _{3,4} min.			
–	mm/in.			kg/lb.	–	mm/in.			kg/lb.	–	mm/in.
LM814800	77,788	25,400	3,6	0,64	LM 814849	117,475	19,050	3,3	0,29	LM 814810	25,400
	3.063	1.000	0.14	1.41		4.625	0.750	0.13	0.64		1.000
M12600	21,430	18,288	1,3	0,11	M 12649	50,005	13,970	1,3	0,06	M 12610	17,526
	0.844	0.720	0.05	0.24		1.969	0.550	0.05	0.13		0.690
M207000	55,000	29,000	1,5	0,57	JM 207049	95,000	23,500	2,5	0,26	JM 207010	29,000
	2.165	1.142	0.06	1.25		3.740	0.925	0.10	0.56		1.142
M716600	85,000	29,000	3	0,91	JM 716649	130,000	24,000	2,5	0,46	JM 716610	30,000
	3.346	1.142	0.12	2.00		5.118	0.945	0.10	1.00		1.181
M802000	41,275	25,654	3,6	0,40	M 802048	82,550	20,193	3,3	0,22	M 802011	26,543
	1.625	1.010	0.14	0.88		3.250	0.795	0.13	0.50		1.045
M804000	47,625	25,400	3,6	0,44	M 804049	88,900	19,050	3,3	0,21	M 804010	25,400
	1.875	1.000	0.14	0.98		3.500	0.750	0.13	0.47		1.000
M822000	110,000	35,000	3	1,68	JM 822049	165,000	26,500	2,5	0,83	JM 822010	35,000
	4.331	1.378	0.12	3.71		6.496	1.043	0.10	1.83		1.378
M84200	25,400	23,114	0,8	0,19	M 84249	59,530	18,288	1,6	0,13	M 84210	23,368
	1.000	0.910	0.03	0.43		2.344	0.720	0.06	0.28		0.920
	25,400	19,431	1,6	0,15		57,150	14,732	1,6	0,09		19,431
	1.000	0.765	0.06	0.33	2.250	0.580	0.06	0.19	0.765		
M86600	30,162	21,433	1,6	0,20	M 86649	64,292	16,670	1,5	0,13	M 86610	21,432
	1.187	0.844	0.06	0.45		2.531	0.656	0.06	0.28		0.844
M88000	33,338	22,225	0,9	0,23	M 88048	68,262	17,462	1,6	0,14	M 88010	22,225
	1.313	0.875	0.04	0.51		2.687	0.687	0.06	0.32		0.875



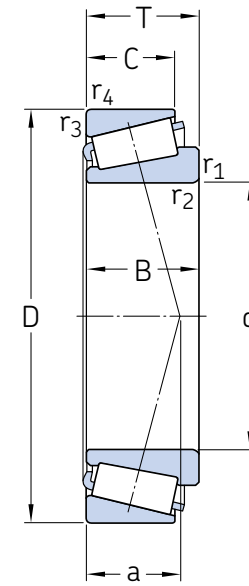
Dimensions							Designations		
d	D	T	B	C	r _{1,2} min.	r _{3,4} min.	Cone	Cup	
mm/in.							–		
15,875	47,000	14,381	14,381	11,112	1,5	1,3	05062	05185	
	0.625	1.850	0.566	0.566	0.437	0.06			0.05
17,462	39,878	13,843	14,605	10,668	1,3	1,3	LM 11749	LM 11710	
	0.687	1.570	0.545	0.575	0.420	0.05			0.05
19,050	53,975	22,225	21,839	15,875	1,6	2,4	21075	21212	
	0.750	2.125	0.875	0.860	0.625	0.06			0.09
19,050	49,225	19,845	19,050	14,288	1,3	1,3	09067	09195	
	0.750	1.938	0.781	0.750	0.563	0.05			0.05
19,050	45,237	15,494	16,637	12,065	1,3	1,3	LM 11949	LM 11910	
	0.750	1.781	0.610	0.655	0.475	0.05			0.05
21,430	45,237	15,494	16,637	12,065	1,3	1,3	LM 12748	LM 12710	
	0.844	1.781	0.610	0.655	0.475	0.05			0.05
21,430	45,974	15,494	16,637	12,065	1,3	1,3	LM 12748	LM 12711	
	0.844	1.810	0.610	0.655	0.475	0.05			0.05
21,430	50,005	17,526	18,288	13,970	1,3	1,3	M 12649	M 12610	
	0.844	1.969	0.690	0.720	0.550	0.05			0.05
21,986	45,237	15,494	16,637	12,065	1,3	1,3	LM 12749	LM 12710	
	0.866	1.781	0.610	0.655	0.475	0.05			0.05
21,986	45,974	15,494	16,637	12,065	1,3	1,3	LM 12749	LM 12711	
	0.866	1.810	0.610	0.655	0.475	0.05			0.05
23,812	56,896	19,368	19,837	15,875	0,8	1,3	1779	1729	
	0.937	2.240	0.763	0.781	0.625	0.03			0.05
25,400	62,000	19,050	20,638	14,288	3,6	1,3	15100	15245	
	1.000	2.441	0.750	0.813	0.563	0.14			0.05
25,400	62,000	19,050	20,638	14,288	0,8	1,3	15101	15245	
	1.000	2.441	0.750	0.813	0.563	0.03			0.05
25,400	62,000	19,050	20,638	14,288	1,6	1,3	15102	15245	
	1.000	2.441	0.750	0.813	0.563	0.06			0.05
25,400	61,912	19,050	20,638	14,288	3,6	2,0	15100	15243	
	1.000	2.437	0.750	0.813	0.563	0.14			0.08
25,400	61,912	19,050	20,638	14,288	0,8	2,0	15101	15243	
	1.000	2.437	0.750	0.813	0.563	0.03			0.08
25,400	61,912	19,050	20,638	14,288	1,6	2,0	15102	15243	
	1.000	2.437	0.750	0.813	0.563	0.06			0.08
25,400	63,500	20,637	20,638	15,875	3,6	1,3	15100	15250	
	1.000	2.500	0.812	0.813	0.625	0.14			0.05
25,400	63,500	20,637	20,638	15,875	0,8	1,3	15101	15250	
	1.000	2.500	0.812	0.813	0.625	0.03			0.05

Complete bearings by bore



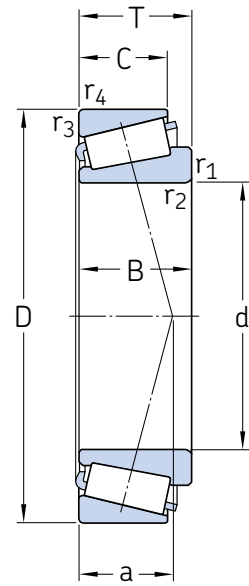
Dimensions							Designations	
d	D	T	B	C	r _{1,2} min.	r _{3,4} min.	Cone	Cup
mm/in.								
25,400 1.000	63,500 2.500	20,637 0.812	20,638 0.813	15,875 0.625	1,6 0.06	1,3 0,05	15102	15250
25,400 1.000	57,150 2.250	17,462 0.687	17,462 0.687	13,495 0.531	1,3 0.05	1,5 0.06	15578	15520
25,400 1.000	50,005 1.969	13,495 0.531	14,260 0.561	9,525 0.375	1,0 0.04	1,0 0.04	07100	07196
25,400 1.000	51,994 2.047	15,011 0.591	14,260 0.561	12,700 0.500	1,0 0.04	1,3 0.05	07100	07204
25,400 1.000	50,292 1.980	14,224 0.560	14,732 0.580	10,668 0.420	1,3 0.05	1,3 0.05	L 44643	L 44610
25,400 1.000	59,530 2.344	23,368 0.920	23,114 0.910	18,288 0.720	0,8 0.03	1,6 0.06	M 84249	M 84210
25,400 1.000	57,150 2.250	19,431 0.765	23,114 0.910	14,732 0.580	0,8 0.03	1,6 0.06	M 84249	M 84510
25,400 1.000	59,530 2.344	23,368 0.920	19,431 0.765	18,288 0.720	1,6 0.06	1,6 0.06	M 84548	M 84210
25,400 1.000	57,150 2.250	19,431 0.765	19,431 0.765	14,732 0.580	1,6 0.06	1,6 0.06	M 84548	M 84510
26,988 1.063	57,150 2.250	17,462 0.687	17,462 0.687	13,495 0.531	3,6 0.14	1,5 0.06	15580	15520
26,988 1.063	50,292 1.980	14,224 0.560	14,732 0.580	10,668 0.420	3,6 0.14	1,3 0.05	L 44649	L 44610
28,575 1.125	62,000 2.441	19,050 0.750	20,638 0.813	14,288 0.563	0,8 0.03	1,3 0.05	15113	15245
28,575 1.125	61,912 2.437	19,050 0.750	20,638 0.813	14,288 0.563	0,8 0.03	2,0 0.08	15113	15243
28,575 1.125	63,500 2.500	20,637 0.812	20,638 0.813	15,875 0.625	0,8 0.03	1,3 0.05	15113	15250
28,575 1.125	57,150 2.250	17,462 0.687	17,462 0.687	13,495 0.531	3,6 0.14	1,5 0.06	15590	15520
28,575 1.125	72,626 2.859	24,607 0.969	24,257 0.955	17,462 0.687	1,6 0.06	1,5 0.06	41126	41286
29,000 1.142	50,292 1.980	14,224 0.560	14,732 0.580	10,668 0.420	3,6 0.14	1,3 0.05	L 45449	L 45410
29,987 1.181	62,000 2.441	19,050 0.750	20,638 0.813	14,288 0.563	1,3 0.05	1,3 0.05	15117	15245
29,987 1.181	61,912 2.437	19,050 0.750	20,638 0.813	14,288 0.563	1,3 0.05	2,0 0.08	15117	15243

Complete bearings by bore



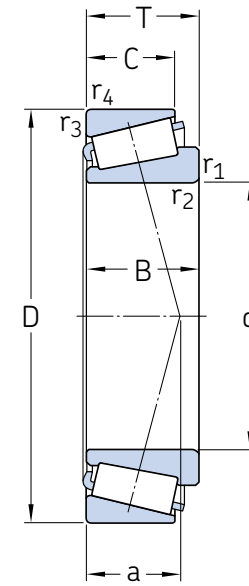
Dimensions							Designations	
d	D	T	B	C	r _{1,2} min.	r _{3,4} min.	Cone	Cup
mm/in.								
29,987 1.181	63,500 2.500	20,637 0.812	20,638 0.813	15,875 0.625	1,3 0.05	1,3 0.05	15117	15250
29,987 1.181	72,000 2.835	19,000 0.748	18,923 0.745	15,875 0.625	1,6 0.06	1,5 0.06	26118	26283
30,162 1.187	64,292 2.531	21,432 0.844	21,433 0.844	16,670 0.656	1,6 0.06	1,5 0.06	M 86649	M 86610
30,213 1.189	62,000 2.441	19,050 0.750	20,638 0.813	14,288 0.563	0,8 0.03	1,3 0.05	15120	15245
30,213 1.189	61,912 2.437	19,050 0.750	20,638 0.813	14,288 0.563	0,8 0.03	2,0 0.08	15120	15243
30,213 1.189	63,500 2.500	20,637 0.812	20,638 0.813	15,875 0.625	0,8 0.03	1,3 0.05	15120	15250
30,226 1.190	69,012 2.717	19,845 0.781	19,583 0.771	15,875 0.625	0,8 0.03	3,3 0.13	14116	14274
30,226 1.190	69,012 2.717	19,845 0.781	19,583 0.771	15,875 0.625	0,8 0.03	1,3 0.05	14116	14276
31,750 1.250	68,262 2.687	22,225 0.875	22,225 0.875	17,462 0.687	3,6 0.14	1,5 0.06	02475	02420
31,750 1.250	72,626 2.859	30,162 1.187	29,997 1.181	23,812 0.937	0,8 0.03	3,3 0.13	3188	3120
31,750 1.250	72,626 2.859	30,162 1.187	29,997 1.181	23,812 0.937	3,6 0.14	3,3 0.13	3193	3120
31,750 1.250	79,375 3.125	29,370 1.156	29,771 1.172	23,812 0.937	1,3 0.05	3,3 0.13	3476	3420
31,750 1.250	69,012 2.717	19,845 0.781	19,583 0.771	15,875 0.625	3,6 0.14	3,3 0.13	14125 A	14274
31,750 1.250	69,012 2.717	19,845 0.781	19,583 0.771	15,875 0.625	3,6 0.14	1,3 0.05	14125 A	14276
31,750 1.250	62,000 2.441	19,050 0.750	19,050 0.750	14,288 0.563	1,3 0.05	1,3 0.05	15123	15245
31,750 1.250	62,000 2.441	19,050 0.750	20,638 0.813	14,288 0.563	0,8 0.03	1,3 0.05	15126	15245
31,750 1.250	61,912 2.437	19,050 0.750	19,050 0.750	14,288 0.563		2,0 0.08	15123	15243
31,750 1.250	61,912 2.437	19,050 0.750	20,638 0.813	14,288 0.563	0,8 0.03	2,0 0.08	15126	15243
31,750 1.250	63,500 2.500	20,637 0.812	19,050 0.750	15,875 0.625		1,3 0.05	15123	15250

Complete bearings by bore



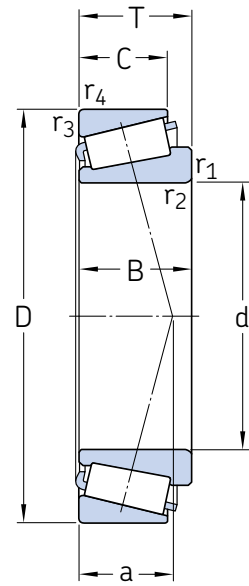
Dimensions							Designations		
d	D	T	B	C	r _{1,2} min.	r _{3,4} min.	Cone	Cup	
mm/in.									
31,750 1.250	63,500 2.500	20,637 0.812	20,638 0.813	15,875 0.625	0,8 0.03	1,3 0.05	15126	15250	
31,750 1.250	58,738 2.313	14,683 0.578	15,080 0.594	10,716 0.422	1,0 0.04	1,0 0.04	08125	08231	
31,750 1.250	73,025 2.875	29,370 1.156	27,783 1.094	23,020 0.906	1,3 0.05	3,3 0.13	HM 88542	HM 88510	
31,750 1.250	59,131 2.328	15,875 0.625	16,764 0.660	11,811 0.465	0,8 0.03	1,3 0.05	LM 67049 A	LM 67010	
31,750 1.250	59,131 2.328	15,875 0.625	16,764 0.660	11,811 0.465	1,3 0.05	1,3 0.05	LM 67048	LM 67010	
33,338 1.313	69,850 2.750	23,813 0.938	25,357 0.998	19,050 0.750	3,6 0.14	1,3 0.05	2585	2523	
33,338 1.313	76,200 3.000	23,775 0.936	25,654 1.010	19,050 0.750	1,6 0.06	3,3 0.13	2790	2720	
33,338 1.313	76,200 3.000	23,775 0.936	25,654 1.010	19,050 0.750	1,6 0.06	0,8 0.03	2790	2729	
33,338 1.313	79,375 3.125	25,400 1.000	24,074 0.948	17,462 0.687	2,0 0.08	1,5 0.06	43132	43312	
33,338 1.313	68,262 2.687	22,225 0.875	22,225 0.875	17,462 0.687	0,9 0.04	1,6 0.06	M 88048	M 88010	
34,925 1.375	76,200 3.000	23,775 0.936	25,654 1.010	19,050 0.750	3,5 0.14	3,3 0.13	2796	2720	
34,925 1.375	76,200 3.000	23,775 0.936	25,654 1.010	19,050 0.750	3,5 0.14	0,8 0.03	2796	2729	
34,925 1.375	80,167 3.156	29,370 1.156	30,391 1.196	23,812 0.937	3,6 0.14	3,3 0.13	3379	3320	
34,925 1.375	69,012 2.717	19,845 0.781	19,583 0.771	15,875 0.625	1,6 0.06	3,3 0.13	14137 A	14274	
34,925 1.375	69,012 2.717	19,845 0.781	19,583 0.771	15,875 0.625	1,6 0.06	1,3 0.05	14137 A	14276	
34,925 1.375	73,025 2.875	23,813 0.938	24,608 0.969	19,050 0.750	1,6 0.06	2,3 0.09	25877	25820	
34,925 1.375	73,025 2.875	23,813 0.938	24,608 0.969	19,050 0.750	1,6 0.06	0,8 0.03	25877	25821	
34,925 1.375	76,200 3.000	29,370 1.156	28,575 1.125	23,812 0.937	1,6 0.06	3,3 0.13	31594	31520	
34,925 1.375	72,233 2.844	25,400 1.000	25,400 1.000	19,842 0.781	2,4 0.09	2,3 0.09	HM 88649	HM 88610	

Complete bearings by bore



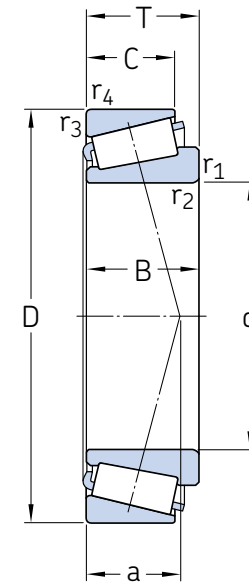
Dimensions							Designations		
d	D	T	B	C	r _{1,2} min.	r _{3,4} min.	Cone	Cup	
mm/in.									
34,925 1.375	65,088 2.563	18,034 0.710	18,288 0.720	13,970 0.550		1,3 0.05	LM 48548	LM 48510	
34,988 1.377	59,131 2.328	15,875 0.625	16,764 0.660	11,938 0.470		1,3 0.05	L 68149	L 68110	
34,988 1.377	59,975 2.361	15,875 0.625	16,764 0.660	11,938 0.470		1,2 0.05	L 68149	L 68111	
35,717 1.406	72,233 2.844	25,400 1.000	25,400 1.000	19,842 0.781	3,5 0.14	2,3 0.09	HM 88648	HM 88610	
36,512 1.437	76,200 3.000	29,369 1.156	28,575 1.125	23,020 0.906	3,6 0.14	3,3 0.13	HM 89449	HM 89410	
38,000 1.496	63,000 2.480	17,000 0.669	17,000 0.669	13,500 0.531		1,3 0.05	JL 69349	JL 69310	
38,100 1.500	76,200 3.000	23,775 0.936	25,654 1.010	19,050 0.750	3,6 0.14	3,3 0.13	2788	2720	
38,100 1.500	76,200 3.000	23,775 0.936	25,654 1.010	19,050 0.750	1,6 0.06	3,3 0.13	2788 A	2720	
38,100 1.500	76,200 3.000	23,775 0.936	25,654 1.010	19,050 0.750	0,06 0.06	0,13 0.13	2788	2729	
38,100 1.500	76,200 3.000	23,775 0.936	25,654 1.010	19,050 0.750	3,6 0.14	0,8 0.03	2788	2729	
38,100 1.500	76,200 3.000	23,775 0.936	25,654 1.010	19,050 0.750	1,6 0.06	0,8 0.03	2788 A	2729	
38,100 1.500	79,375 3.125	29,370 1.156	29,771 1.172	23,812 0.937	3,5 0.14	3,3 0.13	3490	3420	
38,100 1.500	69,012 2.717	19,050 0.750	19,050 0.750	15,083 0.594	2,0 0.08	2,4 0.09	13687	13621	
38,100 1.500	65,088 2.563	18,034 0.710	18,288 0.720	13,970 0.550	2,4 0.09	1,3 0.05	LM 29749	LM 29710	
38,100 1.500	65,088 2.563	18,034 0.710	18,288 0.720	13,970 0.550		1,3 0.05	LM 29748	LM 29710	
39,688 1.563	76,200 3.000	23,775 0.936	25,654 1.010	19,050 0.750	3,6 0.14	3,3 0.13	2789	2720	
39,688 1.563	76,200 3.000	23,775 0.936	25,654 1.010	19,050 0.750	3,6 0.14	0,8 0.03	2789	2729	
39,688 1.563	80,167 3.156	29,370 1.156	30,391 1.196	23,812 0.937	0,8 0.03	3,3 0.13	3386-T1	3320	
40,988 1.614	67,975 2.676	17,500 0.689	18,000 0.709	13,500 0.531		1,5 0.06	LM 300849	LM 300811	
41,275 1.625	80,000 3.150	21,000 0.827	22,403 0.882	17,826 0.702	0,8 0.03	1,3 0.05	336	332	

Complete bearings by bore



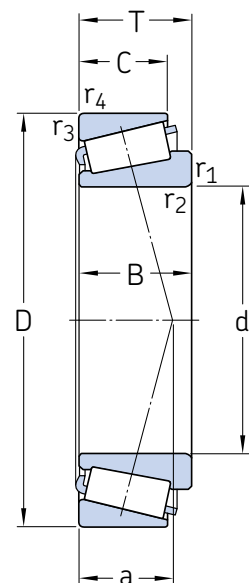
Dimensions							Designations	
d	D	T	B	C	r _{1,2} min.	r _{3,4} min.	Cone	Cup
mm/in.								
41,275	85,725	30,163	30,162	23,812	3,6	3,3	3877	3820
1.625	3.375	1.188	1.187	0.937	0.14	0.13		
41,275	76,200	22,225	23,020	17,462	3,6	0,8	24780	24720
1.625	3.000	0.875	0.906	0.687	0.14	0.03		
41,275	79,375	23,813	25,400	19,050	3,6	0,8	26882	26822
1.625	3.125	0.938	1.000	0.750	0.14	0.03		
41,275	88,500	25,400	23,698	17,462	2,4	1,6	44162	44348
1.625	3.484	1.000	0.933	0.687	0.09	0.06		
41,275	73,431	19,558	19,812	14,732	3,6	0,8	LM 501349	LM 501310
1.625	2.891	0.770	0.780	0.580	0.14	0.03		
41,275	82,550	26,543	25,654	20,193	3,6	3,3	M 802048	M 802011
1.625	3.250	1.045	1.010	0.795	0.14	0.13		
44,450	82,931	23,813	25,400	19,050	3,6	0,8	25580	25520
1.750	3.265	0.938	1.000	0.750	0.14	0.03		
44,450	82,931	26,988	25,400	22,225	3,6	2,3	25580	25523
1.750	3.265	1.063	1.000	0.875	0.14	0.09		
44,450	88,900	30,162	29,370	23,020	3,6	3,3	HM 803149	HM 803110
1.750	3.500	1.187	1.156	0.906	0.14	0.13		
44,983	82,931	23,813	25,400	19,050	1,6	0,8	25584	25520
1.771	3.265	0.938	1.000	0.750	0.06	0.03		
44,983	82,931	26,988	25,400	22,225	1,6	2,3	25584	25523
1.771	3.265	1.063	1.000	0.875	0.06	0.09		
45,237	87,312	30,163	30,886	23,812	3,6	3,3	3586	3525
1.781	3.437	1.188	1.216	0.937	0.14	0.13		
45,242	73,431	19,558	19,812	15,748	3,6	0,8	LM 102949	LM 102910
1.781	2.891	0.770	0.780	0.620	0.14	0.03		
45,242	77,788	39,687	19,842	15,080	3,6	0,8	LM 603049	LM 603011
1.781	3.063	1.562	0.781	0.594	0.14	0.03		
45,242	77,788	42,862	19,842	16,667	3,6	0,8	LM 603049	LM 603012
1.781	3.063	1.687	0.781	0.656	0.14	0.03		
45,618	82,931	23,813	25,400	19,050	3,6	0,8	25590	25520
1.796	3.265	0.938	1.000	0.750	0.14	0.03		
45,618	82,931	26,988	25,400	22,225	3,6	2,3	25590	25523
1.796	3.265	1.063	1.000	0.875	0.14	0.09		
45,987	74,975	18,000	18,000	14,000	1,5	1,5	LM 503349 A	LM 503310
1.811	2.952	0.709	0.709	0.551		0.06		
47,625	88,900	25,400	25,400	19,050	3,6	3,3	M 804049	M 804010
1.875	3.500	1.000	1.000	0.750	0.14	0.13		

Complete bearings by bore



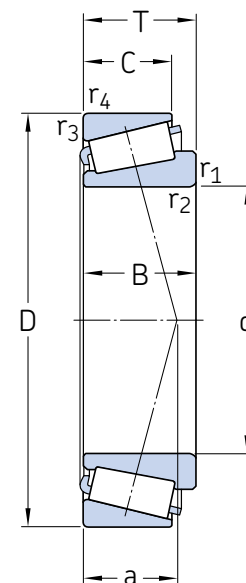
Dimensions							Designations	
d	D	T	B	C	r _{1,2} min.	r _{3,4} min.	Cone	Cup
mm/in.								
50,000	82,000	21,500	21,500	17,000	3,0	0,5	JLM 104948	JLM 104910
1.969	3.228	0.846	0.846	0.669	0.12	0.02		
50,000	82,550	21,116	21,500	16,510	3,0	1,3	JLM 104948	LM 104911
1.969	3.250	0.831	0.846	0.650	0.12	0.05		
50,000	82,931	21,116	21,500	16,510	3,0	1,3	JLM 104948	LM 104912
1.969	3.265	0.831	0.846	0.650	0.12	0.05		
50,800	88,900	20,637	22,225	16,513	3,6	1,3	368 A	362 A
2.000	3.500	0.812	0.875	0.650	0.14	0.05		
50,800	110,000	27,795	29,317	27,000	0,8	2,0	455	454
2.000	4.331	1.094	1.154	1.063	0.03	0.08		
50,800	107,950	27,782	29,317	22,225	0,8	0,8	455	453 A
2.000	4.250	1.094	1.154	0.875	0.03	0.03		
50,800	101,600	34,925	36,068	26,988	0,8	3,3	529	522
2.000	4.000	1.375	1.420	1.063	0.03	0.13		
50,800	93,264	30,163	30,302	23,812	3,6	3,3	3780	3720
2.000	3.672	1.188	1.193	0.937	0.14	0.13		
50,800	92,075	24,607	25,400	19,845	3,6	0,8	28580	28521
2.000	3.625	0.969	1.000	0.781	0.14	0.03		
50,800	82,931	21,116	22,225	16,510	3,6	1,3	LM 104949	LM 104912
2.000	3.265	0.831	0.875	0.650	0.14	0.05		
50,800	82,000	21,500	22,225	17,000	3,6	0,5	LM 104949	JLM 104910
2.000	3.228	0.846	0.875	0.669	0.14	0.02		
50,800	82,550	21,116	22,225	16,510	3,6	1,3	LM 104949	LM 104911
2.000	3.250	0.831	0.875	0.650	0.14	0.05		
53,975	88,900	19,050	19,050	13,492	2,4	2,0	LM 806649	LM 806610
2.125	3.500	0.750	0.750	0.531	0.09	0.08		
55,000	90,000	23,000	23,000	18,500	1,5	0,5	JLM 506849	JLM 506810
2.165	3.543	0.906	0.906	0.728	0.06	0.02		
55,000	95,000	29,000	29,000	23,500	1,5	2,5	JM 207049	JM 207010
2.165	3.740	1.142	1.142	0.925	0.06	0.10		
57,150	98,425	21,000	21,946	17,826	3,6	0,8	387 A	382
2.250	3.875	0.827	0.864	0.702	0.14	0.03		
57,150	98,425	21,000	21,946	17,826	2,4	0,8	387	382
2.250	3.875	0.827	0.864	0.702	0.09	0.03		
57,150	96,838	21,000	21,946	15,875	3,6	0,8	387 A	382 A
2.250	3.813	0.827	0.864	0.625	0.14	0.03		
57,150	96,838	21,000	21,946	15,875	2,4	0,8	387	382 A
2.250	3.813	0.827	0.864	0.625	0.09	0.03		

Complete bearings by bore

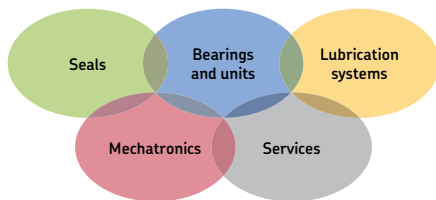


Dimensions							Designations	
d	D	T	B	C	r _{1,2} min.	r _{3,4} min.	Cone	Cup
mm/in.								
57,150	110,000	27,795	29,317	27,000	2,4	2,0	462	454
2.250	4.331	1.094	1.154	1.063	0.09	0.08		
57,150	107,950	27,782	29,317	22,225	2,4	0,8	462	453 A
2.250	4.250	1.094	1.154	0.875	0.09	0.03		
57,150	123,825	39,688	36,678	30,162	3,6	3,3	555 S	552 A
2.250	4.875	1.563	1.444	1.187	0.14	0.13		
57,150	97,630	24,608	24,608	19,446	3,6	0,8	28682	28622
2.250	3.844	0.969	0.969	0.766	0.14	0.03		
61,912	110,000	22,000	21,996	18,824	0,8	1,3	392	394 A
2.437	4.331	0.866	0.866	0.741	0.03	0.05		
63,500	110,000	22,000	21,996	18,824	3,6	1,3	395	394 A
2.500	4.331	0.866	0.866	0.741	0.14	0.05		
63,500	112,712	30,163	30,162	23,812	3,6	3,3	39585	39520
2.500	4.437	1.188	1.187	0.937	0.14	0.13		
65,000	105,000	24,000	23,000	18,500	3,0	1,0	JLM 710949 C	JLM 710910
2.559	4.134	0.945	0.906	0.728	0.12	0.04		
66,675	122,238	38,100	38,354	29,718	3,6	3,3	HM 212049	HM 212011
2.625	4.813	1.500	1.510	1.170	0.14	0.13		
68,262	110,000	22,000	21,996	18,824	2,4	1,3	399 A	394 A
2.687	4.331	0.866	0.866	0.741	0.09	0.05		
69,850	117,475	30,162	30,162	23,812	3,6	3,3	33275	33462
2.750	4.625	1.187	1.187	0.937	0.14	0.13		
69,850	120,000	32,545	32,545	26,195	3,5	0,5	47487	47420 A
2.750	4.724	1.281	1.281	1.031	0.14	0.02		
71,438	136,525	46,038	46,038	36,512	3,6	3,3	H 715345	H 715311
2.813	5.375	1.813	1.813	1.437	0.14	0.13		
75,000	115,000	25,000	25,000	19,000	3,0	2,5	JLM 714149	JLM 714110
2.953	4.528	0.984	0.984	0.748	0.12	0.10		
77,788	121,442	49,202	23,012	17,462	1,6	2,0	34306	34478
3.063	4.781	1.937	0.906	0.687	0.06	0.08		
77,788	117,475	25,400	25,400	19,050	3,6	3,3	LM 814849	LM 814810
3.063	4.625	1.000	1.000	0.750	0.14	0.13		
82,550	139,992	36,513	36,098	28,575	6,9	3,3	582	572
3.250	5.511	1.438	1.421	1.125	0.27	0.13		
82,550	146,050	41,275	41,275	31,750	3,5	3,3	663	653
3.250	5.750	1.625	1.625	1.250	0.14	0.13		
83,345	125,412	25,400	25,400	19,845	0,8	1,5	27689	27620
3.281	4.937	1.000	1.000	0.781	0.03	0.06		

Complete bearings by bore



Dimensions							Designations	
d	D	T	B	C	r _{1,2} min.	r _{3,4} min.	Cone	Cup
mm/in.								
85,000	130,000	30,000	29,000	24,000	3,0	2,5	JM 716649	JM 716610
3.346	5.118	1.181	1.142	0.945	0.12	0.10		
85,725	136,525	57,150	29,769	22,225	3,6	3,3	497	493
3.375	5.375	2.250	1.172	0.875	0.14	0.13		
85,725	133,350	57,150	29,769	22,225	3,6	3,3	497	492 A
3.375	5.250	2.250	1.172	0.875	0.14	0.13		
88,900	161,925	53,974	55,100	42,862	3,6	3,3	6580	6535
3.500	6.375	2.125	2.169	1.687	0.14	0.13		
95,000	135,000	20,000	20,000	14,000	5,0	2,5	JL 819349	JL 819310
3.740	5.315	0.787	0.787	0.551	0.20	0.10		
95,250	152,400	39,688	36,322	30,162	5,0	3,3	594 A	592 A
3.750	6.000	1.563	1.430	1.187	0.20	0.13		
96,838	148,430	57,150	28,971	21,433	3,6	3,0	42381	42584
3.813	5.844	2.250	1.141	0.844	0.14	0.12		
109,538	158,750	23,020	21,438	15,875	5,0	3,3	37431 A	37625
4.313	6.250	0.906	0.844	0.625	0.20	0.13		
110,000	180,000	47,000	46,000	38,000	7,0	2,5	JHM 522649 A	JHM 522610
4.331	7.087	1.850	1.811	1.496	0.28	0.10		
110,000	165,000	35,000	35,000	26,500	3,0	2,5	JM 822049	JM 822010
4.331	6.496	1.378	1.378	1.043	0.12	0.10		



The Power of Knowledge Engineering

Combining products, people, and application-specific knowledge, SKF delivers innovative solutions to equipment manufacturers and production facilities in every major industry worldwide. Having expertise in multiple competence areas supports SKF Life Cycle Management, a proven approach to improving equipment reliability, optimizing operational and energy efficiency and reducing total cost of ownership.

These competence areas include bearings and units, seals, lubrication systems, mechatronics, and a wide range of services, from 3-D computer modelling to cloud-based condition monitoring and asset management services.

SKF's global footprint provides SKF customers with uniform quality standards and worldwide product availability. Our local presence provides direct access to the experience, knowledge and ingenuity of SKF people.

© SKF is a registered trademark of the SKF Group.

© SKF Group 2014

The contents of this publication are the copyright of the publisher and may not be reproduced (even extracts) unless prior written permission is granted. Every care has been taken to ensure the accuracy of the information contained in this publication but no liability can be accepted for any loss or damage whether direct, indirect or consequential arising out of the use of the information contained herein.

PUB PSD/P2 14875 EN · August 2014

Certain image(s) used under license from Shutterstock.com

